

Inside Vertical Pump

Model: QHA




ΌΡΟΤ ΩΟΑΨΨΤ ΎΒΑΨΨΨΨΨ
Υ ΨΡ ΑΨΨΨΨΨΨΨΨΨΨΨΨΨΨΨ
ΨΨΨΨΨΨΨΨΨΨΨΨΨΨΨΨΨΨΨ

QEEHUA

BTS
ENGINEERING

<https://prom-nasos.pro>
<https://bts.net.ua>
<https://prom-nasos.com.ua>
+38 095 656-37-57,
+38 067 360-71-01,
+38 063 362-12-31,
info@prom-nasos.pro



Inside vertical pump

[QHA series]

Product specification

Model	Inlet and outlet diameter (mm) Inlet / outlet	Horsepower HP	Max.Head (m)		Max.Capacity (L/min)		Weight (kg)
			50HZ	60HZ	50HZ	60HZ	
QHA-40SK-1	50/40	1	8.6	8.8	285	259	20
QHA-40SK-2	50/40	2	12.8	12.1	389	338	27.5
QHA-40SK-3	50/40	3	17	19.4	428	426	29
QHA-40SK-5	50/40	5	25	26	500	499	41
QHA-50SK-7.5	65/50	7.5	25	23.6	942	917	57.5
QHA-50SK-10	65/50	10	32	30.6	1006	982	63

Model description

QHA—W—40—SK—3—5—E—F
 ① ② ③ ④ ⑤ ⑥ ⑦ ⑧

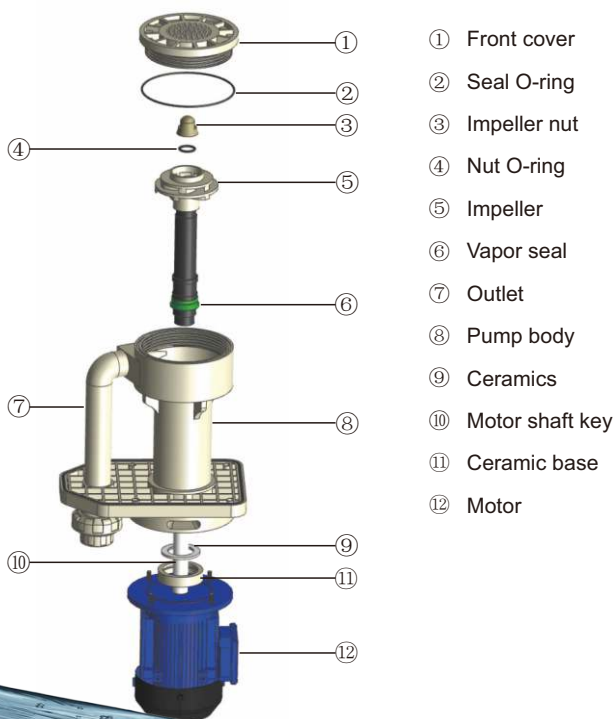
- ① Model No.: QHA
- ② Pump head: W: Hexagon plate elbow; Y: square plate straight out
- ③ Outlet diameter: 32-1.25" ; 40-1.5" ;50-2"
- ④ Specific gravity: SK-1.1 ;SP-1.4
- ⑤ Horsepower: 1-1HP ; 2-2HP ;3-3HP ;5-5HP ;7.5-7.5HP ;10-10HP
- ⑥ Frequency: 5:50HZ ;6:60HZ
- ⑦ O-Ring: E-EPDM ; V-VITON(FKM)
- ⑧ Pump material: F-FRPP; G-GFRPP; P-PVDF

Product characteristics

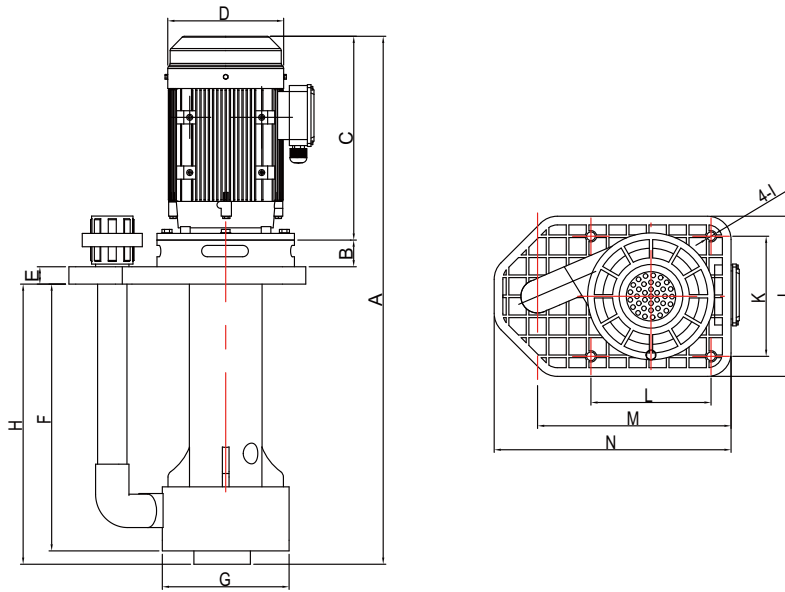
1. This pump adopts F-FRPP G-GFRPP P-PVDF plastic steel by virtue of injection molding, which can resist most of the chemical properties, with acid and alkali resistance;
2. Dry shaft seal is used in the pump, which can be used without damage during idling. The end cover of motor adopts the oil seal to ensure that the acid gas will not easily invade the motor bearing, so as to protect the motor and extend the service life of the motor;
3. It is suitable for all kinds of special occasions such as strong acid alkali liquid circulation, cooling, spray cleaning equipment, waste gas tower, etching machine, chemical plating, non-electrolytic nickel, etc;
4. SUS304 and titanium shafts can be selected as motor shafts, which are directly formed from the inside of the motor through special technology to ensure the concentricity and durability of the motor shafts in normal operation;
5. It is suitable for installation in slot and can be used in combination with connector.

Product superiority

1. F-FRPP G-GFRPP and P-PVDF materials are used, which is resistant to various corrosive liquids such as strong sulfuric acid, hydrochloric acid and sodium hydroxide, with high temperature resistance of 70 -95 , high pressure resistance and no cracking;
2. The pump head and the body are injection molded by virtue of mould, which is durable and corrosion-resistant, reducing the probability of leakage;
3. Filter device is installed at the inlet to prevent sundries from entering the pump and damaging the pump;
4. It is equipped with high-end foreign brand motors, with high efficiency and low noise;
5. The pump shaft is integrated with motor and rotor to ensure the accuracy and stability of operation.

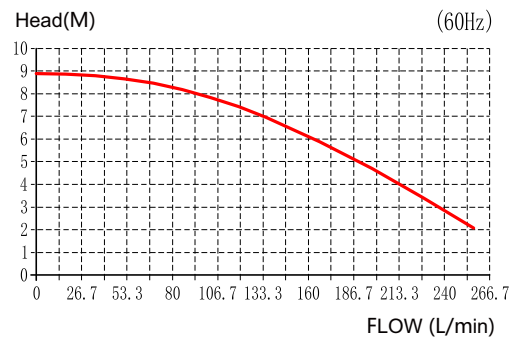
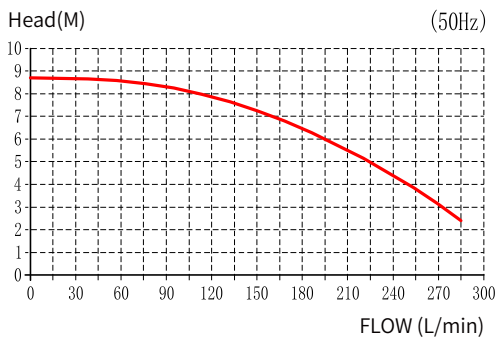


Size specification

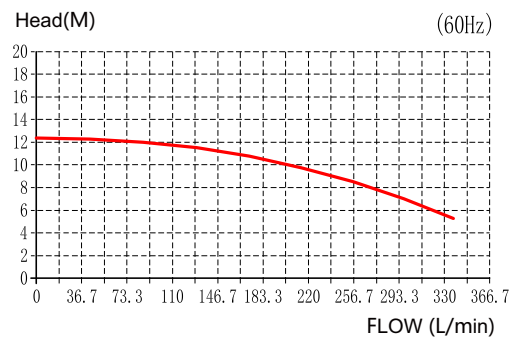
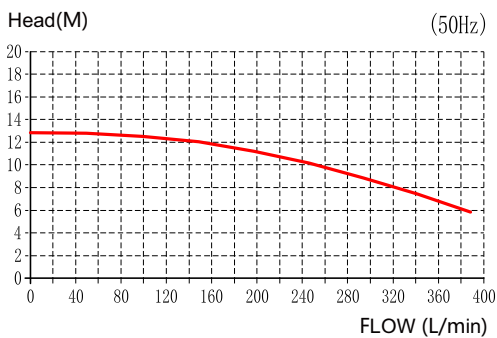


Model	A	B	C	D	E	F	H	G	I	J	K	L	M	N
QHA-40SK-1	732	35	238	Ø158	26	413	433	Ø182	Ø12	270	200	210	333	390
QHA-40SK-2	774	35	280	Ø175	26	413	433	Ø182	Ø12	270	200	210	333	390
QHA-40SK-3	774	35	280	Ø175	26	413	433	Ø182	Ø12	270	200	210	333	390
QHA-40SK-5	818	35	324	Ø218	26	413	433	Ø182	Ø12	270	200	210	333	390
QHA-50SK-7.5	851	35	356	Ø234	31	409	429	Ø244	Ø10	343	283	303	401	473
QHA-50SK-10	891	35	396	Ø230	31	409	429	Ø244	Ø10	343	283	303	401	473

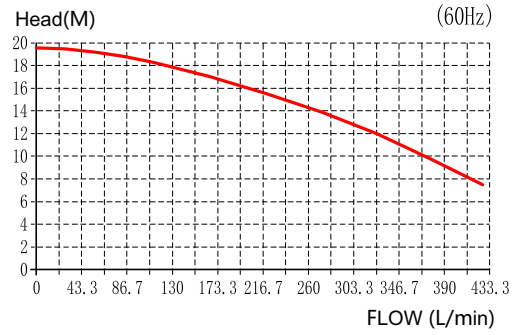
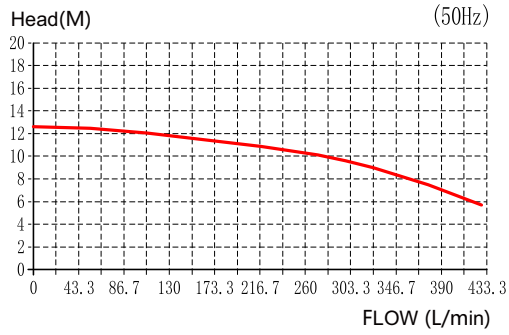
QHA-40SK-1 Performance curve



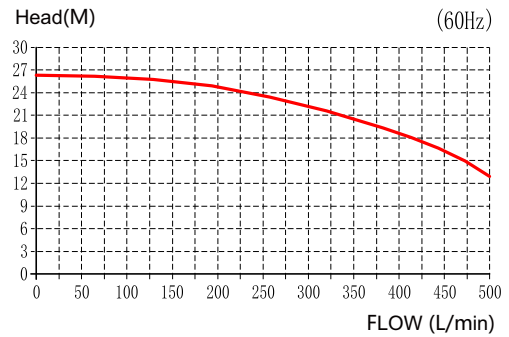
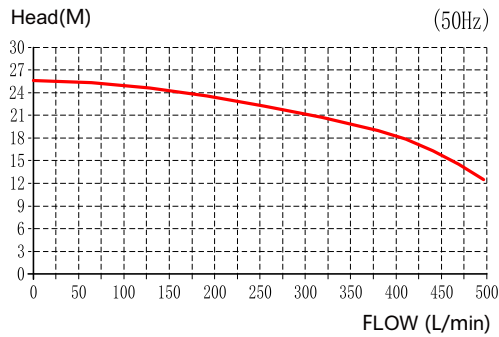
QHA-40SK-2 Performance curve



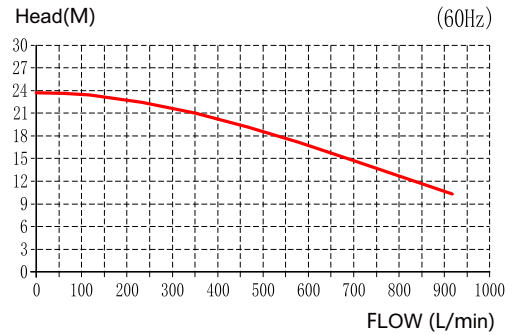
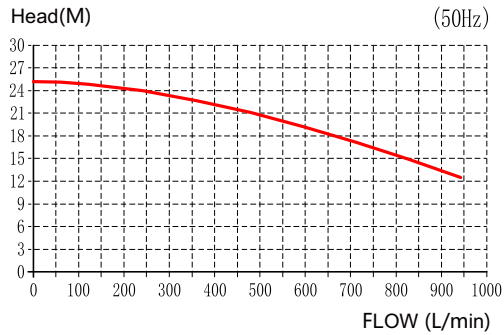
QHA-40SK-3 Performance curve



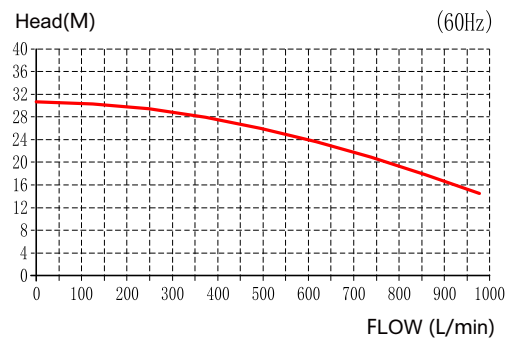
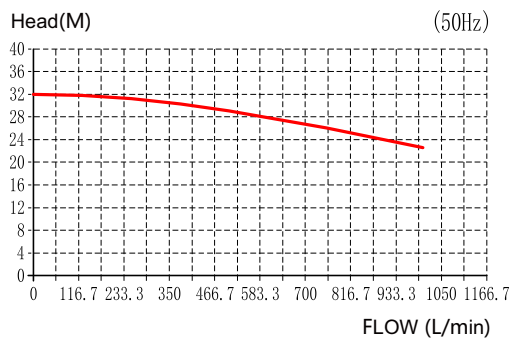
QHA-40SK-5 Performance curve



QHA-50SK-7.5 Performance curve

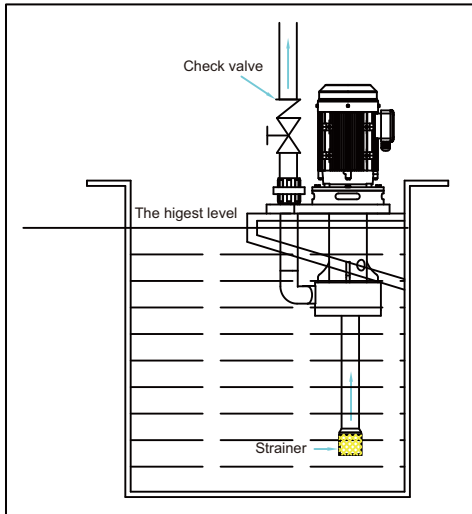


QHA-50SK-10 Performance curve

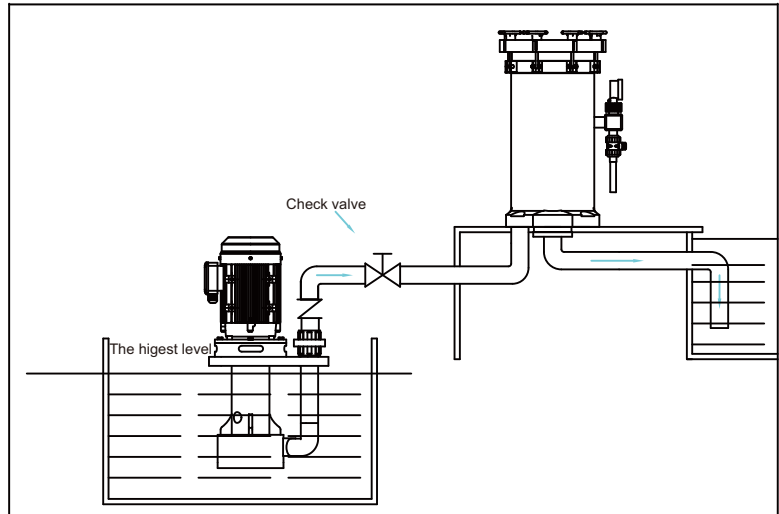


Installation diagram

Installed inside the barrel



The pump is installed in the barrel and used with the filter



Attentions for installation

1. If it is used in chemical plant or environment with volatile gas, it is necessary to select the safe and explosion-proof Eg3 or D2g4 motor;
2. Filter screen shall be installed at the inlet pipe to prevent foreign matters from being inhaled, which may cause damage to the pump;
3. If the outlet pipe is higher than the motor, a check valve shall be installed at the highest point of the liquid level to prevent the motor from being damaged;
4. The mixing of different types of chemical solution may cause chemical reaction, even high heat, which may damage the pump. Therefore, do not use the same pump to transport different chemical solutions.

